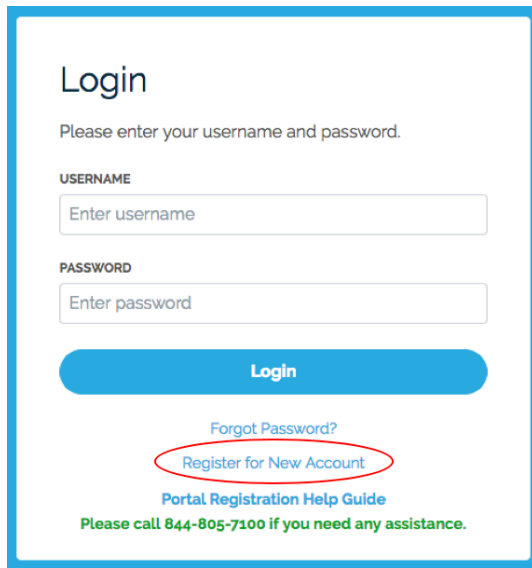


## How to register for a new account on the Dividend Payment Portal

1. Go to the payment portal login page: <https://customer.dividendfinance.com/>
2. Click “Register for New Account” below the “Forgot Password?” link.



Login

Please enter your username and password.

USERNAME

PASSWORD

Login

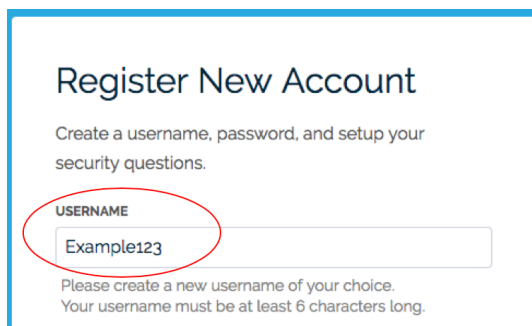
[Forgot Password?](#)

[Register for New Account](#)

[Portal Registration Help Guide](#)

Please call 844-805-7100 if you need any assistance.

3. Create a new username of your choice.  
Your username **must** be at least 6 characters long.



Register New Account

Create a username, password, and setup your security questions.

USERNAME

Please create a new username of your choice.  
Your username must be at least 6 characters long.

4. Create a new password and confirm your password in the next box.  
Your new password **must** be the following:
  - a. 8 – 12 characters long
  - b. Include one number
  - c. Include one special number

5. Answer two security questions of your choice.



SECURITY QUESTION  
In what city or town was your first job? ▾

ANSWER  
San Diego

SECURITY QUESTION  
What was your childhood nickname? ▾

ANSWER  
JD

6. Enter your first and last name exactly as it appears on your billing statement.



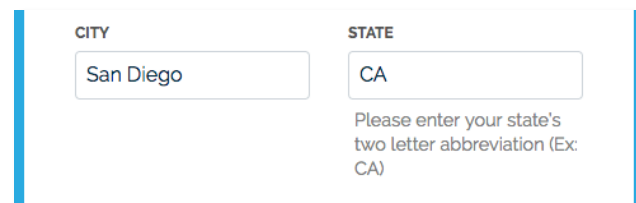
Please enter the following data as it appears on your billing statement below.

FIRST NAME  
John

LAST NAME  
Doe

7. Enter your city and state exactly as it appears on your billing statement.

You **must** enter your state's two letter abbreviation.



CITY  
San Diego

STATE  
CA

Please enter your state's two letter abbreviation (Ex: CA)

8. Click the "Register" button to complete your Dividend Finance Payment Portal registration.